

## Monday Week 1

Correct the mistakes in the sentence.

1. how many aunts are crawing in the whole

Write the sentence fragment as a complete sentence with details.

2. Stealing the gold.

Write the homophone(s) for each word.

3. there

4. to

5. whole

Name two nouns.

Name two verbs.

Write an interrogative sentence.

## Tuesday Week 1

Correct the mistakes in the sentence.

1. the cilly boy eight five cup cakes for desert

Write the sentence fragment as a complete sentence with details.

2. Stealing the gold.

Write the contractions as two words.

3. they're

4. can't

5. haven't


Name two nouns.

Name two verbs.

Write an imperative sentence.



## Wednesday Week 1



Correct the mistakes in the sentence.

1. lucky the leprechaun collected meny coins

Write the sentence fragment as a complete sentence with details.

2. Ran away quickly.

Write a synonym for each word.

3. good \_\_\_\_\_  
4. bad \_\_\_\_\_  
5. see \_\_\_\_\_

Name two pronouns. \_\_\_\_\_

Name two adjectives. \_\_\_\_\_

Write a declarative sentence.  
\_\_\_\_\_

## Thursday Week 1



Correct the mistakes in the sentence.

1. bee shure to where green on saint patricks day

Write the sentence fragment as a complete sentence with details.

2. Drank the milk.

Write an antonym for each word.

3. good \_\_\_\_\_  
4. bad \_\_\_\_\_  
5. angry \_\_\_\_\_

Name two pronouns. \_\_\_\_\_

Name two adjectives. \_\_\_\_\_

Write an exclamatory sentence.  
\_\_\_\_\_

## Friday Week 1



Use the homophone pair in a descriptive sentence.

1. sea and see

---

---

Complete the analogy

2. Up is to down, as little is to \_\_\_\_\_.

Define each part of speech.

3. noun

---

4. verb

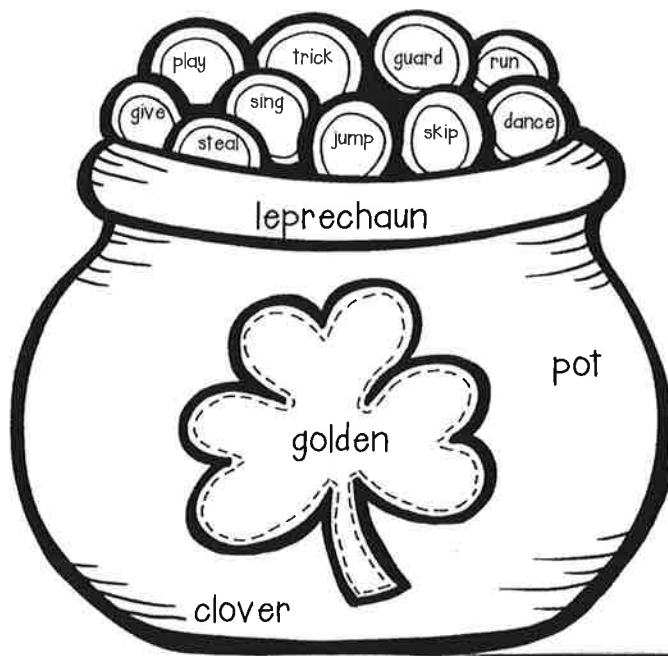
---

5. adjective

---

Color the pot of gold using the parts of speech chart below.

Nouns	Adjectives	Verbs
Black	Green	Yellow



Name: \_\_\_\_\_

Do you like peanut butter? Tell me why or why not.

Handwriting practice lines consisting of multiple sets of solid top and bottom lines with a dashed middle line for letter height guidance.

Draw a picture in the box.

## Writers Checklist

1. Starts with a capital letter.
2. Sentences end with punctuation.
3. Complete sentences and makes sense.
4. Has 4 or more sentences.

A large empty rectangular box for drawing a picture related to the writing.

## To Chew or Not to Chew?

Have you ever been told that gum can be bad for you? Read this article and decide for yourself.


You may have heard your dentist tell you that you should not chew gum. Some doctors say that chewing too much gum can hurt your jaw and muscles. Doctors also say sugar in gum can cause **cavities**. Cavities are tiny holes in your teeth that can get bigger. If the holes become deep, you can get a toothache. Ouch! If you take good care of your teeth, you won't ever get cavities. One way to do that is to try and chew sugar-free gum whenever you do chew gum.

Do you ever swallow your gum? Some adults say that chewing gum will last for seven years in your stomach if you swallow it. This is false! But that doesn't mean you should swallow gum. You should never swallow large amounts of gum, but swallowing one small piece won't hurt you.

When you swallow chewing gum, it travels into your stomach. Your stomach is one part of your digestive system. It is your stomach's job to break down food. Your stomach can't break down chewing gum like most foods. That doesn't mean the gum will get stuck. Your digestive system will move the gum through your body just like a piece of fruit, or any other food.

Even though gum is safe to swallow, you should try not to. Gum is made for chewing, not swallowing. Some kids can be too young to understand this and should not have gum. Kids under the age of 5 treat gum like candy and try to swallow it when they are done. If you have a younger brother or sister, always ask an adult before giving them gum.

Chewing and swallowing gum may not hurt you if you don't do it too often. You should always throw away your gum instead of swallowing it, and always try to have sugar-free gum so you can enjoy it without worry. Too much of anything is never good.




Monday	Tuesday
<p><b>Before</b> you read, preview the text. What do you think you will learn from this article?</p> <hr/> <hr/>	<p>According to the text, what are <b>cavities</b>?</p> <hr/> <hr/>
<p>Based on the first two sentences, why did the author write this article?</p> <hr/> <hr/>	<p>Based on the text, what is one way to prevent cavities?</p> <hr/> <hr/>
<p>What is one reason dentists say you should not chew gum?</p> <hr/> <hr/>	<p>According to some adults, what happens to gum when you swallow it?</p> <hr/> <hr/>
Wednesday	Thursday
<p>What happens to chewing gum if swallowed?</p> <hr/> <hr/>	<p>If you have a younger brother or sister, what should you do before giving them gum?</p> <hr/> <hr/>
<p>What system helps move gum through your body?</p> <hr/> <hr/>	<p>What is the main purpose of this article?</p> <hr/> <hr/>
<p>Based on this text, is it a good idea to swallow gum?</p> <hr/> <hr/>	<p>Write one question this article answers.</p> <hr/> <hr/>

Name: \_\_\_\_\_



Scan the code and listen to the story.

# Just a Little Luck

Characters	Setting
	

Problem:	Solution

My rating:



Name: \_\_\_\_\_

# Winter Wonderland

## Daily Math Review



Solve

$$60 + 10 = \underline{\quad}$$

$$254 + 100 = \underline{\quad}$$

$$\underline{\quad} + 100 = 345$$

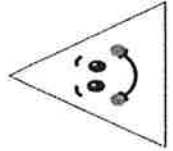
Draw the hands  
on the clock



8:00

Triangle

sides



vertices

Circle the  
Even  
Numbers

114

91

60

488

289



Circle the  
value of the  
underlined  
numeral

31

3

30

300

Write the  
matching number



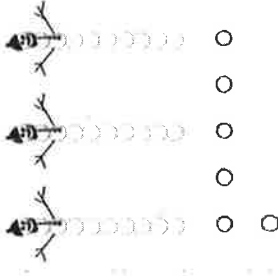

2 tens 6 ones

$200 + 30 + 4$

$30 + 5$

fifteen

Write the number  
on the line



S N O W B A L L F I G H T

Scott saw 15  on an iceberg. 7 jumped off. How many were left?



          =     

Week 1










Name: \_\_\_\_\_









Compare the numbers below. Write  $>$ ,  $<$  or  $=$ .









120  254      352  155      473  473

515  516      651  651      857  578

Use the symbols to solve the addition problems below.

								
53	62	48	25	34	41	73	84	90

	<input type="text"/>		<input type="text"/>		<input type="text"/>		<input type="text"/>
+		+		+		+	
	<input type="text"/>		<input type="text"/>		<input type="text"/>		<input type="text"/>
	_____		_____		_____		_____

	<input type="text"/>		<input type="text"/>		<input type="text"/>		<input type="text"/>
+		+		+		+	
	<input type="text"/>		<input type="text"/>		<input type="text"/>		<input type="text"/>
	_____		_____		_____		_____

Name: \_\_\_\_\_

# Bill of Rights

All citizens of the United States have the same, or equal, rights. Rights are things people are free to do. When The Constitution was created many people thought it did not protect their rights.

In 1791, ten changes were made to The Constitution. Those changes are called the Bill of Rights. The Bill of Rights says that citizens in the U.S. are free to say and write what they want as long as it is not harmful to others. It also says people can choose their own religion and meet in public places. Citizens are also able to speak up when they disagree with the government.



- 
1. What does 'equal' mean in this passage? \_\_\_\_\_
  2. What are rights? \_\_\_\_\_
  3. What year was the Bill of Rights added to The Constitution? \_\_\_\_\_
  4. How many changes were made? \_\_\_\_\_
  5. List 2 rights citizens are given through the Bill of Rights  
\_\_\_\_\_  
\_\_\_\_\_  
\_\_\_\_\_  
\_\_\_\_\_




Name: \_\_\_\_\_

Week 1

# Maple Town Map



1. The title of this map is \_\_\_\_\_.
2. The church is \_\_\_\_\_ of the park.
3. The movie theater is \_\_\_\_\_ of the police station.
4. The school is \_\_\_\_\_ of the church.
5. The dentist is \_\_\_\_\_ of the school.
6. The hospital is \_\_\_\_\_ of the church.
7. The park is \_\_\_\_\_ of the movie theater.



## Monday Week 2

Correct the mistakes in the sentence.

1. spring will be hear before we no it

Write the sentence fragment as a complete sentence with details.

2. Turned on the radio.

Correct the misspelled words.

3. thro \_\_\_\_\_  
4. skream \_\_\_\_\_  
5. sope \_\_\_\_\_

Write an antonym for high. \_\_\_\_\_

Write a synonym for tired. \_\_\_\_\_

Write an interrogative sentence.  
\_\_\_\_\_

## Tuesday Week 2



Correct the mistakes in the sentence.

1. where your cote outside becuae its cold

Write the sentence fragment as a complete sentence with details.

2. Jumping on the couch.


Fact or opinion.

3. It's so cold! \_\_\_\_\_  
4. Tomorrow is Wednesday. \_\_\_\_\_  
5. It's beautifull! \_\_\_\_\_

Name two verbs. \_\_\_\_\_

Name two adverbs. \_\_\_\_\_

Write an imperative sentence.  
\_\_\_\_\_



## Wednesday Week 2

Correct the mistakes in the sentence.

1. you shuld always eet youre brekfast in the morning

Write the sentence fragment as a complete sentence with details.

2. Slipped on the floor. \_\_\_\_\_

Write a synonym for each word.

3. walk \_\_\_\_\_

4. run \_\_\_\_\_

5. small \_\_\_\_\_

What two words make up the contraction won't?

\_\_\_\_\_ + \_\_\_\_\_ = won't

What two words make up the contraction don't?

\_\_\_\_\_ + \_\_\_\_\_ = don't

## Thursday Week 2



Correct the mistakes in the sentence.

1. is it ok to eat chocolat caeke before i eat my vegetabels

Write the sentence fragment as a complete sentence with details.

2. Shared the gold. \_\_\_\_\_

Write the plural form of each noun.

3. boy \_\_\_\_\_

4. box \_\_\_\_\_

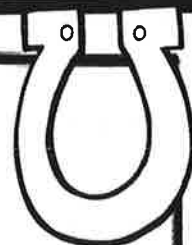
5. monkey \_\_\_\_\_

Write two words as a compound word.

\_\_\_\_\_ + \_\_\_\_\_ = \_\_\_\_\_

Write two words as a compound word.

\_\_\_\_\_ + \_\_\_\_\_ = \_\_\_\_\_



# Friday Week 2

Use the homophone pair in a descriptive sentence.

1. blew and blue

---



---

Complete the analogy

2. See is to look, as steal is to \_\_\_\_\_.

Define each part of speech.

3. pronoun \_\_\_\_\_

4. adverb \_\_\_\_\_

5. conjunction \_\_\_\_\_


Complete the acrostic poem.

M	
A	
R	
C	
H	

What is your favorite book to read and why?

Draw a picture in the box.

1. Starts with a capital letter.
2. Sentences end with punctuation.
3. Complete sentences and makes sense.
4. Has 4 or more sentences.



Name:

Nonfiction: Author's Purpose – Q3:3

Date:

*Highlight the details that help you answer this week's questions.*

## Reduce, Reuse, Recycle

Kids often like to help their teachers and parents. We can all help Mother Earth.

Have you heard "Reduce, Reuse, and Recycle?" You can help save the planet with these words. And the best part? You can do most of these things by yourself!

**Reduce:** Limit what you use every day. Turn off the faucet while you brush your teeth to save water. You can also turn the light off when you leave a room. Unplugging phone chargers will save energy, too. Turning off your computer while you are not using it will also help save power. Walk or ride a bike to visit a close friend. That will reduce pollution because someone will not be using a car to drive you somewhere.

**Reuse:** You can reuse things instead of throwing them away. If you make a mistake on one side of the paper, don't throw it away. Turn it over and use the back. Don't buy a book and read it once. Go to the library to get a book and return it when you are done. You can ask your friend to share a favorite game instead of asking for a new one. When you get ready for school, pack your lunch in a plastic container. That way, you can wash it, and there will be less trash. Also, look for ways to help Mother Earth by being creative! Save empty paper towel holders or water bottles and turn them into a fun art project.

**Recycle:** Don't throw away plastic bottles or cans. You can also collect paper, cardboard, and plastic. All of these can be recycled! Your city may pick these items up at your home and take them to a place where they can be made into new items. For example, many boxes are made out of recycled cardboard.

Another way to recycle is to use an old item as something new. For example, turn an old t-shirt into a rag for cleaning. By recycling, there will be less trash in the landfills.

You might think of more ways that you can help Mother Earth. Before you throw something away, stop. Ask yourself how you can use this again. You will probably think of some fun ideas! What will you do to help the planet today?



© One Stop Teacher Shop™

Monday	Tuesday
<p><b>Before</b> you read, preview the text. What do you think you will learn from this article?</p> <hr/> <hr/>	<p>What is one example the author gives for how you can "reduce"?</p> <hr/> <hr/>
<p>What is the purpose of this text?</p> <hr/> <hr/>	<p>What resource will be saved if you turn off the faucet while brushing your teeth?</p> <hr/> <hr/>
<p>What does it mean to "<b>reduce</b>"?</p> <hr/> <hr/>	<p>What does it mean to "<b>reuse</b>"?</p> <hr/> <hr/>
Wednesday	Thursday
<p>What is one example the author gives for how you can "reuse"?</p> <hr/> <hr/>	<p>Based on this article, how do you think the author feels about our planet?</p> <hr/> <hr/>
<p>What does it mean to "<b>recycle</b>"?</p> <hr/> <hr/>	<p>What is the main purpose of this article?</p> <hr/> <hr/>
<p>Based on the article, what could you do with an old t-shirt, instead of throwing it away?</p> <hr/> <hr/>	<p>Now that you've read this article, what is one way you will help our planet?</p> <hr/> <hr/>

Name: \_\_\_\_\_

Scan the code and listen to the story.



# The Rainbow Fish

## Problem

\_\_\_\_\_

\_\_\_\_\_

\_\_\_\_\_

\_\_\_\_\_

\_\_\_\_\_

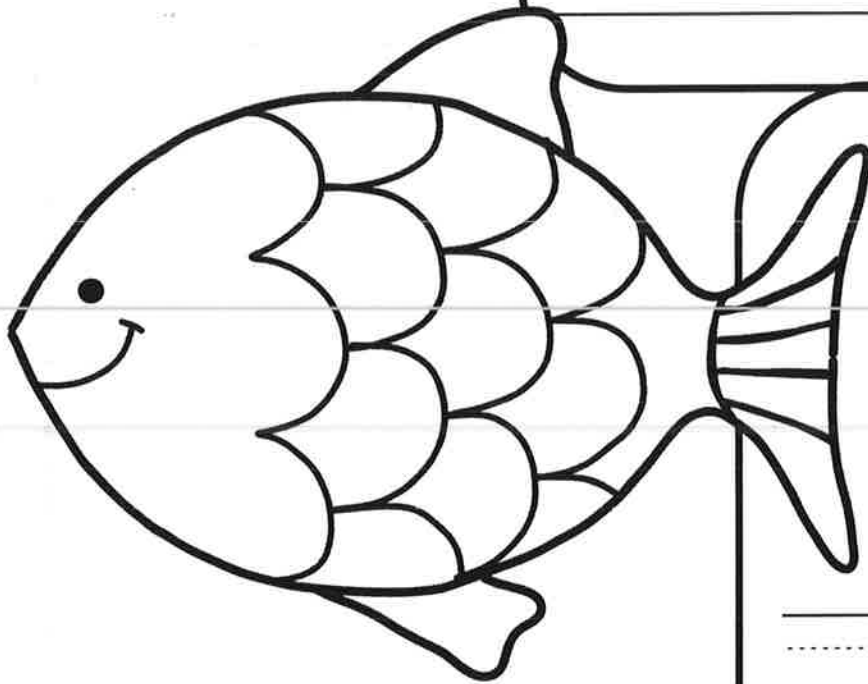
\_\_\_\_\_

\_\_\_\_\_

\_\_\_\_\_

\_\_\_\_\_

\_\_\_\_\_



## Solution

\_\_\_\_\_

\_\_\_\_\_

\_\_\_\_\_

\_\_\_\_\_

\_\_\_\_\_

\_\_\_\_\_

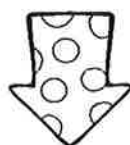
\_\_\_\_\_

\_\_\_\_\_

\_\_\_\_\_

\_\_\_\_\_

My rating:





# Winter Wonderland Daily Math Review

**Name:**

## Solve

$$+ 100 = 723$$

$$345 + 10 = \underline{\hspace{2cm}}$$

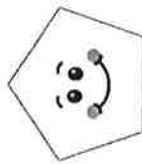
$$432 + 100 = \underline{\hspace{2cm}}$$

Draw the hands  
on the clock



005

## Pentagon sides



## vertices

# Circle the Odd Numbers

13

99

118

300

469

Circle the value of the underlined numeral



586

15

15

00515

Draw a line to match the fraction



1/2



2/3



2/4



## Work each problem

$$\begin{array}{r} 27 \\ + 30 \\ \hline \end{array} \qquad \begin{array}{r} 427 \\ + 208 \\ \hline \end{array}$$

$$\begin{array}{r} 33 \\ - 14 \\ \hline \end{array}$$



Anna found 9  in the snow. Then she found 8 more. How many did she find in all ?



Name: \_\_\_\_\_

Subtract

$\begin{array}{r} 53 \\ - 21 \\ \hline \end{array}$	$\begin{array}{r} 64 \\ - 33 \\ \hline \end{array}$	$\begin{array}{r} 72 \\ - 52 \\ \hline \end{array}$	$\begin{array}{r} 88 \\ - 44 \\ \hline \end{array}$	$\begin{array}{r} 95 \\ - 60 \\ \hline \end{array}$
---	---	---	---	---

Look at the number in the middle.  
Write 10 less in the first box and 10 more in the last box.

Ten Less	Number	Ten More
	<b>132</b>	



Ten Less	Number	Ten More
	<b>255</b>	

Ten Less	Number	Ten More
	<b>364</b>	



Becky found 43 horseshoes. 13 are gold and the rest are gray.  
How many are gray?

Write the numbers that come after.



Name: \_\_\_\_\_

# Rules and Laws



1. What are 2 rules you follow at school?

---

---

2. What are 2 laws that keep people in your community safe?

---

---

3. What is something that can happen if a person breaks the law?

---

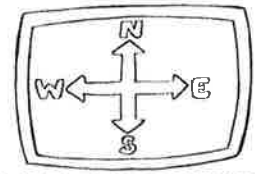
---

Draw and color a poster for your community asking citizens to obey a specific law.

Name: \_\_\_\_\_

Week 2


# Making a Map



**Directions:** Draw a map of your classroom, school, bedroom, OR neighborhood. Add a title and map key. Write two questions about your map for a partner to answer.

Map Key

1. \_\_\_\_\_  
\_\_\_\_\_
2. \_\_\_\_\_  
\_\_\_\_\_



## Monday Week 3

Correct the mistakes in the sentence.

1. will you go on vacacion for spring brake

Write the sentence fragment as a complete sentence with details.

2. Left in the car. \_\_\_\_\_

Write a common noun for each proper noun.

3. Mrs. Davis \_\_\_\_\_  
 4. Davis Elementary \_\_\_\_\_  
 5. George Washington \_\_\_\_\_

Name two conjunctions.

Name two adverbs.

## Tuesday Week 3



Correct the mistakes in the sentence.

1. i will meet you mcdonalds at 5 15 for diner

Write the sentence fragment as a complete sentence with details.

2. Writing a story. \_\_\_\_\_


Write the verbs in past tense.

3. swim \_\_\_\_\_  
 4. borrow \_\_\_\_\_  
 5. skip \_\_\_\_\_

Name two prepositions. \_\_\_\_\_

Name two adjectives. \_\_\_\_\_

Write an interrogative sentence.



## Wednesday Week 3

Correct the mistakes in the sentence.

1. im going to the parc after skhool to day

Write the sentence fragment as a complete sentence with details.

2. Slide down the slide.

Write a antonym for each word.

3. happy \_\_\_\_\_  
4. sunny \_\_\_\_\_  
5. cold \_\_\_\_\_

Complete the analogies.

- Snow is to white, as dirt is to \_\_\_\_\_.  
Winter is to cold, as summer is to \_\_\_\_\_.  
Dog is to bark, as bird is to \_\_\_\_\_.  
Radio is to listen, as T.V. is to \_\_\_\_\_.

## Thursday Week 3



Correct the mistakes in the sentence.

1. what due you want to due this weekend

Write the sentence fragment as a complete sentence with details.

2. Eating candy.

Combine the words to make compound words.

3. basket+ball \_\_\_\_\_  
4. cheese+cake \_\_\_\_\_  
5. to+get+her \_\_\_\_\_

Name two verbs. \_\_\_\_\_

Name two adjectives. \_\_\_\_\_

Write an imperative sentence.

Use the homophone pair in a descriptive sentence.

---

2. I waulked home from school yesterday and then did my homework.

3. I saw a beautiful butterfly on my walk home.

4. The green frog jumped high in the air.

5. That was the scariest movie I've ever seen!

This image shows a single sheet of white paper with horizontal blue or grey ruling lines. The lines are evenly spaced and run across the width of the page. There is no handwriting or other markings on the paper.

Name: \_\_\_\_\_

The first day of spring is in March. What does spring look like where you live?

Handwriting practice lines consisting of multiple sets of solid top and bottom lines with a dashed middle line for letter height guidance.

Draw a picture in the box.

## Writers Checklist

1. Starts with a capital letter.
2. Sentences end with punctuation.
3. Complete sentences and makes sense.
4. Has 4 or more sentences.

A large empty rectangular box for drawing a picture.

## Game, Set...Lose?

The tennis ball sailed over the net. Courtney ran, slid, and stretched to reach the tennis ball as it came towards her. She missed, and the ball bounced on the tennis court.

Her opponent, Alexis, smiled on the other side of the court. She pumped her fist. The point was hers! This was game, set, and--

"OUT!" Courtney yelled.

Alexis charged to the net.

"What do you mean OUT?"

"That ball was out," Courtney said again.

Alexis forgot that she was not supposed to argue the point. It was Courtney's call because she was on the same side as the ball. But she was too mad.

Courtney lied! And this was going to cost Alexis the win!

"That ball hit the line. You're lying!" Alexis shouted.

Courtney walked up to the net and said, "No, it hit right there. See?"

She pointed to a spot on the court.

Alexis shook her head and said, "You've gotta be kidding me."

Mrs. Wallace, one of the tennis coaches, walked up to the girls and asked, "Is everything okay?"

"Yes," Courtney said quickly.

Alexis said, "Well, it's okay if you're a cheater."

"What do you mean?" Mrs. Wallace asked Alexis.

"Courtney called the ball out, and it wasn't."

"Well, you know the person on that side of the net calls if the ball is out, Alexis," Mrs. Wallace said.

"Yeah, I know," Alexis said as she walked back to start the next point.

Mrs. Wallace walked off the court.

Courtney stepped back to serve the ball. As Alexis waited for the serve, she wondered what she should do. She could say that the ball was out. She could get even with Courtney. She did not have time to think anymore, though, because the ball was coming at her--and fast! The ball hit the line, meaning that it was in. Alexis took a deep breath.

Courtney smiled and went to her spot to play the next point.

Alexis did not move. She knew that the ball hit the line, so it should be Courtney's point. But what if she evened it up by saying that the ball was out?

"Alexis! You ready?" Courtney called from across the court.

Alexis nodded.

As she walked over to the other side of the court, she said, "Good shot, Courtney."

Alexis lost the point, but she smiled anyway. She only wanted to win if she earned it.


Monday	Tuesday
<p><b>Before</b> you read, preview the text. What do you think the story will be about?</p> <hr/> <hr/>	<p>Where does the story take place?</p> <hr/> <hr/>
<p>What sport is being played in the story? How do you know?</p> <hr/> <hr/>	<p>At first, what does Alexis do when she thinks she won the point?</p> <hr/> <hr/>
<p>Who are the characters in the story?</p> <hr/> <hr/>	<p>When Courtney yells "OUT!", how does Alexis react?</p> <hr/> <hr/>
Wednesday	Thursday
<p>Why is Alexis upset?</p> <hr/> <hr/>	<p>What does Alexis decide to do after Courtney serves the ball?</p> <hr/> <hr/>
<p>According to Mrs. Wallace, who gets to call if the ball is in or out?</p> <hr/> <hr/>	<p>Do you agree with Alexis's actions throughout the story? Explain your reasoning?</p> <hr/> <hr/>
<p>When Courtney goes to serve the next ball, what does Alexis think about doing?</p> <hr/> <hr/>	<p>What lesson did Alexis learn at the end of the story?</p> <hr/> <hr/>

Name: \_\_\_\_\_

Scan the code and listen to the story.



## Cloudy With a Chance of Meatballs



After listening to the story  
answer the following questions.

Describe three weather conditions that  
caused trouble for the town.

---

---

---

---

---

---

---

---

Why did the people abandon the town?

---

---

---

---

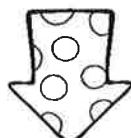
---

---

---

---

My rating:





Name: \_\_\_\_\_

# Winter Wonderland 3

## Daily Math Review



Solve

$$89 + 10 = \underline{\quad}$$

$$567 + 100 = \underline{\quad}$$

$$\underline{\quad} + 10 = 40$$

Draw the hands on the clock



3:00

Rectangle sides \_\_\_\_\_



vertices \_\_\_\_\_

Write 3 Even Numbers

1 digit \_\_\_\_\_

2 digit \_\_\_\_\_

3 digit \_\_\_\_\_



Circle the value of the underlined numeral

491

1 10 100

Write the matching number






10+9 \_\_\_\_\_


thirty one \_\_\_\_\_

800+70+5 \_\_\_\_\_

7tens 8ones \_\_\_\_\_

Write the number on the line




Mom made 4 cups of hot  today and 8 cups yesterday. How many cups did she make altogether?

\_\_\_\_\_ = \_\_\_\_\_

Name: \_\_\_\_\_

Use the spinner to calculate the information.

A class in Arizona is the cereal survey. Spin the spinner 20 times to represent what cereal each student in that class likes best. Put a tally mark next to the letter you land on. Write the total number in the last column.



Subject	Tally	#
Lucky Charms		
Fruit Loops		
Cinnamon Toast Crunch		
Cocoa Pebbles		

Circle the one had the most votes.

Lucky Charms      Fruit Loops      Cinnamon Toast Crunch      Cocoa Pebbles

Circle the one that had the least votes.

Lucky Charms      Fruit Loops      Cinnamon Toast Crunch      Cocoa Pebbles

## My Data Shows


More students chose \_\_\_\_\_ over \_\_\_\_\_.

Fewer students chose \_\_\_\_\_ over \_\_\_\_\_.

Name: \_\_\_\_\_

# Independence Day

Long ago Americans lived in communities called colonies. A colony is a place that is ruled by a country far away. These 13 American colonies were ruled by England. People who lived in the colonies did not think England's



laws were right or fair. On July 4, 1776 members of the colonies wrote and signed the Declaration of Independence. This document stated their desire to no longer be ruled by England. The Americans fought in a war against England and won their freedom.

Today, Americans celebrate their freedom on July 4<sup>th</sup>, also known as Independence Day. Many people celebrate with picnics, barbecues, parades, and fireworks. People dress in red, white, and blue to celebrate the nation's colors, and they wave flags to symbolize their love for their country and freedom.



1. How many colonies were there? \_\_\_\_\_
2. Who ruled these colonies? \_\_\_\_\_
3. What document did the colonists sign? \_\_\_\_\_  
\_\_\_\_\_
4. What calendar day do Americans celebrate Independence Day? \_\_\_\_\_
5. What are some ways your family celebrates Independence Day? \_\_\_\_\_  
\_\_\_\_\_

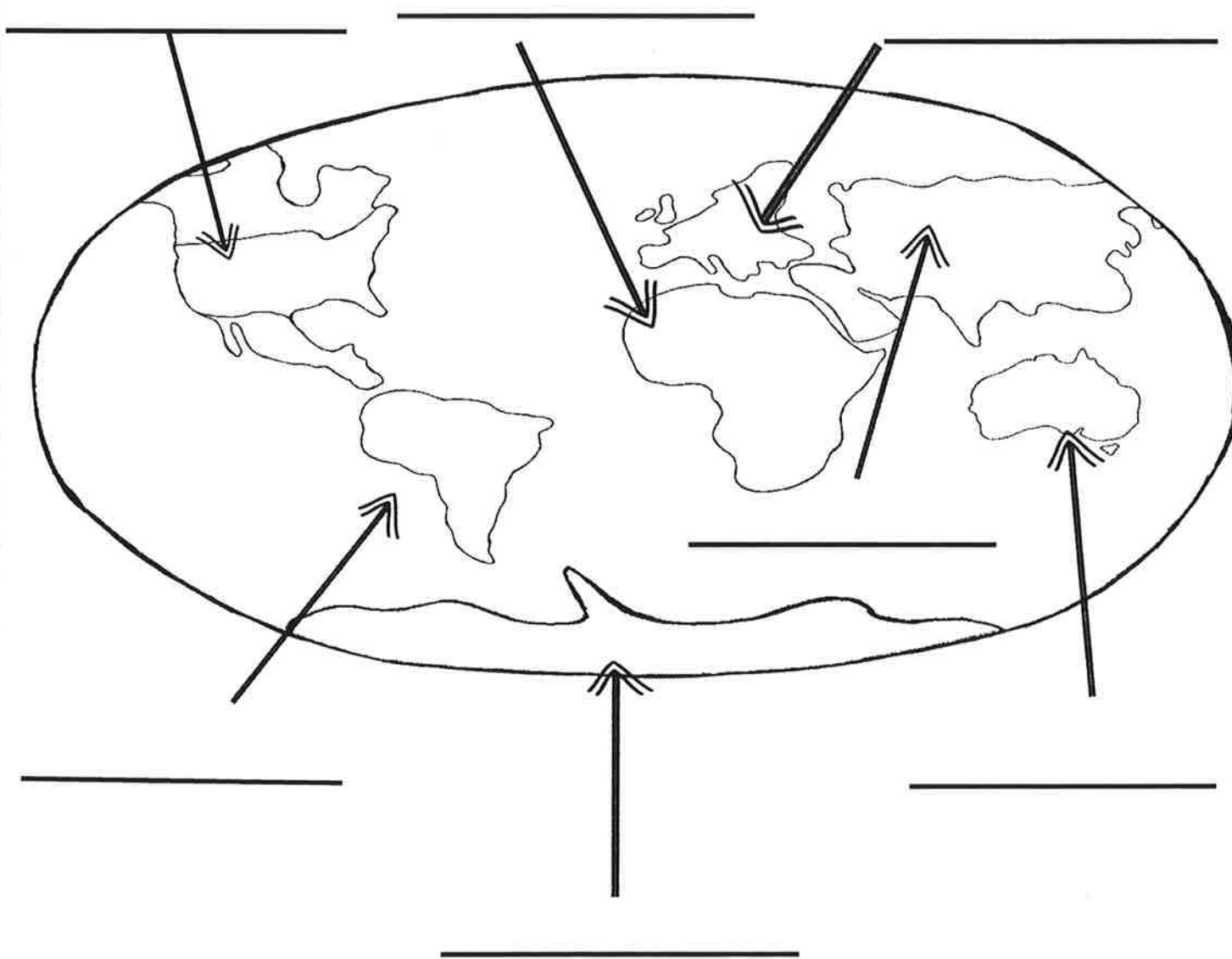
Name: \_\_\_\_\_

Week 3


# Continents



Directions: Identify each continent Use the word box below..



North America	Asia
Africa	Antarctica
Australia	Europe
South America	



## Monday Week 4

Correct the mistakes in the sentence.

1. the gold coins where left behind be akcident

Write the sentence fragment as a complete sentence with details.

2. Drove quickly.

Underline the prefix in each word and write its meaning on the line.

3. remake

4. precook

5. undo

## Tuesday Week 4



Correct the mistakes in the sentence.

1. the movie starts at 7 15 don't be late

Write the sentence fragment as a complete sentence with details.

2. Eating breakfast.

Write the verbs in present tense.


3. walked

4. Ate

5. Napped

What kind of sentence ends in a question mark?

What kind of sentence makes a statement?



## Wednesday Week 4

Correct the mistakes in the sentence.

1. have you red the book city of ember

Write the sentence fragment as a complete sentence with details.

2. Reading a book. \_\_\_\_\_

Write the superlative form of each adjective.

3. red \_\_\_\_\_

4. ugly \_\_\_\_\_

5. tasty \_\_\_\_\_

Write five adjectives that describe you.

---



---



---



---



---

## Thursday Week 4

Correct the mistakes in the sentence.

1. make sure you compleat all of your home work to night

Write the sentence fragment as a complete sentence with details.

2. Doing homework. \_\_\_\_\_

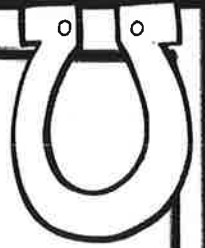
Underline the suffix in each word and write its meaning on the line.

3. lovely \_\_\_\_\_

4. enjoyable \_\_\_\_\_

5. clapped \_\_\_\_\_





## Friday Week 4

Use the homophone pair in a descriptive sentence.

1. to and two

---



---

Circle the word that is spelled incorrectly in the sentence.

2. He couldnt believe he won the drawing!

Circle the verb in each sentence.

3. I saw a beautiful butterfly on my walk home.  
 4. The green frog jumped high in the air.  
 5. She grabbed for the tastiest treat!

How many words can you think of that relate to a leprechaun?

(What do leprechauns do? How do they look? How do they act?)


One thing that makes humans and animals different is that we have thumbs and they do not.

This image shows a full page of handwriting practice paper. It contains ten identical sets of horizontal guidelines arranged vertically. Each set is composed of three lines: a solid top line, a dashed middle line, and a solid bottom line, providing a structured space for practicing letter formation and alignment.

# Writers Checklist

- 
- | Number of hauls | Yellowtail snapper (%) | Red snapper (%) | Yellowtail (%) |
|-----------------|------------------------|-----------------|----------------|
| 1               | 10                     | 5               | 5              |
| 2               | 25                     | 5               | 5              |
| 3               | 45                     | 5               | 5              |
| 4               | 65                     | 5               | 5              |
| 5               | 80                     | 5               | 5              |
| 6               | 90                     | 5               | 5              |
| 7               | 95                     | 5               | 5              |
| 8               | 98                     | 5               | 5              |
| 9               | 99                     | 5               | 5              |
| 10              | 100                    | 5               | 5              |

Name:

Nonfiction: Persuasive Text – Q3:4

Date:

*Highlight the details that help you answer this week's questions.***May I Please?***a real letter written from a son to a mom*

Dear Mama,

I think you should give me more time to watch television every day. I have many reasons why you should give me this time, and I will tell you them in this letter.

I do all of my chores. I give the cats fresh water every day. I also feed them. I clean my room and make my bed. Most of the time, I do these things without being asked. I also try to help you out whenever you need it. Today, I set the table for dinner. Since I do a lot of work, I should also get to have a lot of fun. I really like watching television. That is a lot of fun.

Having more time to watch television would improve my friendships. Right now, I have thirty minutes a day of TV time. Thirty minutes isn't enough time to watch all of my favorite shows. When I see my friends the next day, they talk about the shows, but I do not have anything to say. If I had more time, I could talk to my friends about these shows.

Watching television helps me get sleepy. You keep telling me that I need to go to sleep earlier. Watching more TV would help. I could even watch some educational shows, too. That would really help put me to sleep.

I hope you will think about letting me have more time to watch television. I do all my chores, it would help my friendships, and it would help me sleep better. These are the reasons I should get more time to watch television.

Love,

Jack



Monday	Tuesday
<p><b>Before</b> you read, preview the letter. What do you think this text is about?</p> <hr/> <hr/>	<p>Name two chores Jack does?</p> <hr/> <hr/>
<p>Why is Jack writing his mom a letter?</p> <hr/> <hr/>	<p>How will watching more television improve Jack's friendships?</p> <hr/> <hr/>
<p>What main reason does Jack give in the second paragraph for why he should get more time to watch television?</p> <hr/> <hr/>	<p>How much TV time does Jack currently get each day?</p> <hr/> <hr/>
Wednesday	Thursday
<p>How do you think Jack feels when his friends are talking about shows he hasn't watched?</p> <hr/> <hr/>	<p>What is the main purpose of this letter?</p> <hr/> <hr/>
<p>What reason does Jack give in the fourth paragraph for why he should get more time to watch television?</p> <hr/> <hr/>	<p>Do you think Jack convinced his mom to give him more time to watch television?</p> <hr/> <hr/>
<p>How do educational shows make Jake feel?</p> <hr/> <hr/>	<p>What other reason might you add to this letter to help convince Jack's mom?</p> <hr/> <hr/>

Name: \_\_\_\_\_

Scan the code and listen to the story.



# The Rain Came Down

Beginning

---

---

---

---

---

---

---

---



Middle

---

---

---

---

---

---

---

---

End

---

---

---

---

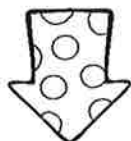
---


---

---

---

My rating:





Name: \_\_\_\_\_

# Winter Wonderland

4

## Daily Math Review

Fill in  
the blank

$$2 + \underline{\quad} = 12$$

$$16 - \underline{\quad} = 9$$

Draw the hands  
on the clock



7:30

Diamond  
sides \_\_\_\_\_



vertices \_\_\_\_\_


Write 3  
Odd  
Numbers

1 digit \_\_\_\_\_

2 digit \_\_\_\_\_

3 digit \_\_\_\_\_


Circle the  
value of the  
underlined  
numeral



78

8 80 800

Draw a line to  
match the fractions



$\frac{3}{4}$



$\frac{2}{5}$



$1\frac{1}{4}$





Work each problem

$$\begin{array}{r} 71 \\ + 58 \\ \hline \end{array}$$


$$\begin{array}{r} 242 \\ + 309 \\ \hline \end{array}$$

$$\begin{array}{r} 31 \\ - 27 \\ \hline \end{array}$$

$$\begin{array}{r} 909 \\ - 647 \\ \hline \end{array}$$



9 children went ice skating. 5 were girls.  
How many were boys?



=

Name: \_\_\_\_\_

Use the spinner to calculate the information.



A class in Wyoming is taking the same survey. Spin the spinner 22 times to represent what type of chips the kids like. Write a tally mark next to the option you land on. Write the total number in the last column.

Option	Tally	#
Doritos		
Lays		
Cheetos		
Tostitos		

Circle the one had the most votes.

Doritos      Lays      Cheetos      Tostitos

Circle the one that had the least votes.

Doritos      Lays      Cheetos      Tostitos

Name = \_\_\_\_\_

# Public Officials

Read each sentence below and write whether it describes the **mayor**, **governor**, or **president**.



1. **M**akes laws for the state: \_\_\_\_\_
2. **N**ominates judges for the Supreme Court:  
\_\_\_\_\_
3. **M**akes decisions about spending the state's money:  
\_\_\_\_\_
4. **M**akes laws for the community: \_\_\_\_\_
5. **M**akes sure people follow the country's laws:  
\_\_\_\_\_
6. Works with council members to make sure each community has the services it needs:  
\_\_\_\_\_
7. The government leader in a town or city:  
\_\_\_\_\_
8. The leader of the country: \_\_\_\_\_
9. The leader of a state: \_\_\_\_\_
10. Makes decisions about using the country's money:  
\_\_\_\_\_



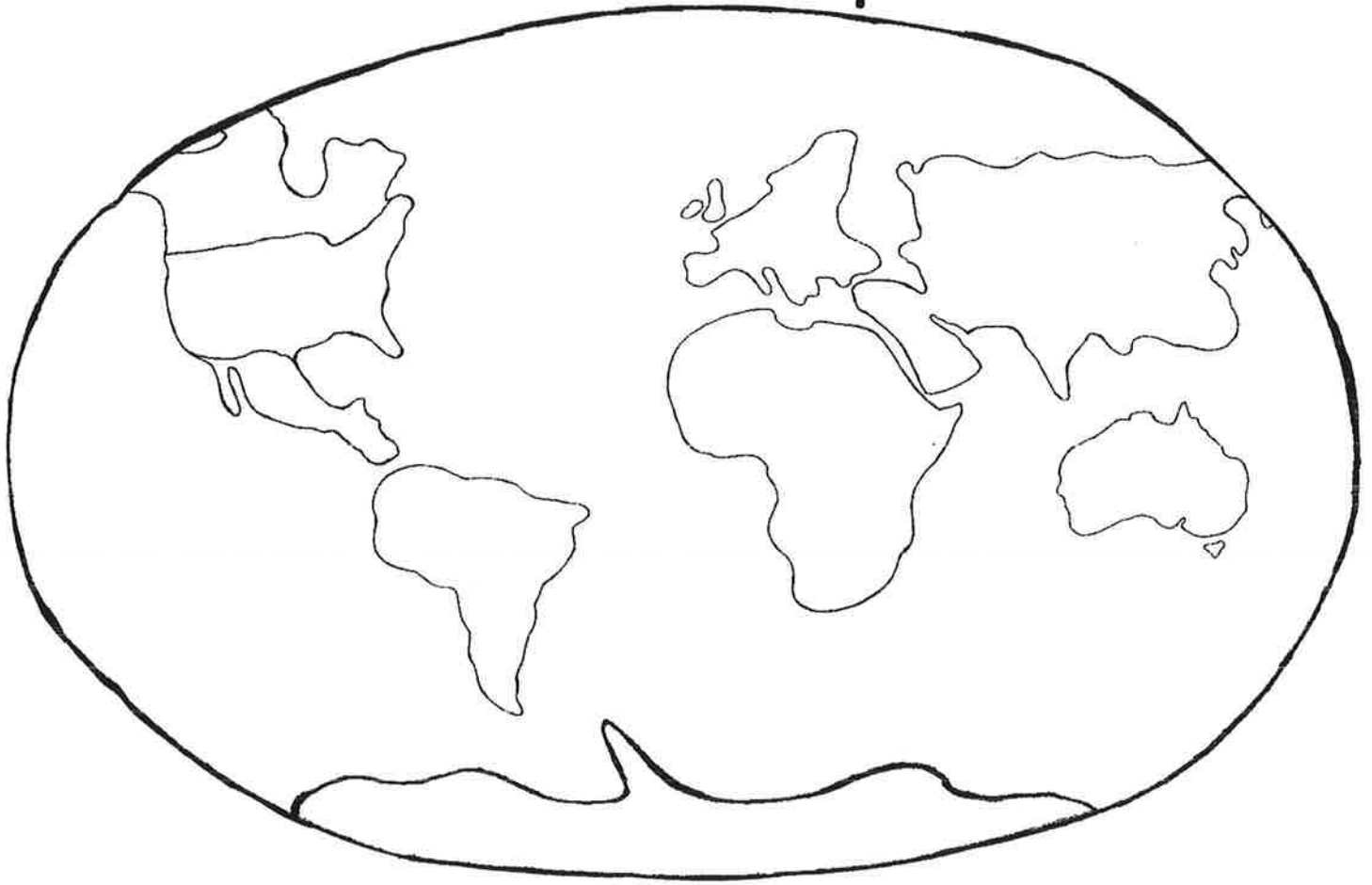
The mayor of your town or city: \_\_\_\_\_

Your state's governor: \_\_\_\_\_

The President of the United States: \_\_\_\_\_

Week 4  
Name: \_\_\_\_\_

# World Map



1. Draw a RED line for the equator.
2. Draw a BLUE line for the Prime meridian.
3. Color North America ORANGE.
4. Color South America YELLOW.
5. Color Australia RED.
6. Color Africa GREEN.
7. Color Europe PURPLE.
8. Color Asia PINK.
9. Color Antarctica BLUE.
10. Draw a compass rose in the bottom left-hand corner.